

Local: Sede Central

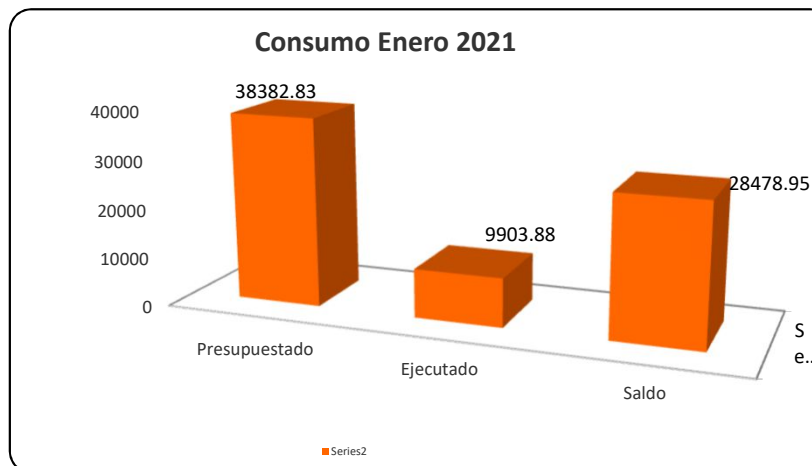
Mes	Gasolina 95 Octanos		Gasolina 97 Octanos		Gasolina 90 Octanos		Diésel 2	
	Galones	Soles	Galones	Soles	Galones	Soles	Galones	Soles
Enero	124.433	S/. 1,460.90	259.752	S/. 3,354.71	0.000	S/. 0.00	451.375	S/. 5,088.27

Enero

Presupuesta	S/. 38,382.83	100%
Ejecutado	S/. 9,903.88	25.8%
Saldo	S/. 28,478.95	74.2%

Diciembre

Presupuesta	S/. 38,382.83	100%
Ejecutado	S/. 12,843.72	33.5%
Saldo	S/. 11,427.42	66.5%



VARIACION DE PRECIOS COMBUSTIBLES

Fecha	95 Octanos	97 Octanos	Diésel
31-Dec	S/. 11.26	S/. 12.30	S/. 10.96
7-Jan	S/. 11.44	S/. 12.47	S/. 11.08
14-Jan	S/. 11.74	S/. 12.78	S/. 11.15
21-Jan	S/. 12.41	S/. 13.49	S/. 11.54
28-Jan	S/. 12.62	S/. 13.71	S/. 11.69

Mes	Gasolina 95 Octanos		Gasolina 97 Octanos		Diésel 2	
	Galones	Soles	Galones	Soles	Galones	Soles
Enero	487.610	S/. 6,378.75	341.383	S/. 4,690.99	658.520	S/. 11,914.31
Febrero	494.917	S/. 6,233.31	384.35	S/. 5,024.09	1174.699	S/. 14,636.75
Marzo	271.309	S/. 3,328.59	383.679	S/. 4,842.15	609.373	S/. 7,299.88
Abril	100.263	S/. 1,158.96	222.193	S/. 2,627.94	333.471	S/. 3,862.37
Mayo	16.379	S/. 184.59	245.491	S/. 2,879.61	318.034	S/. 3,296.95
Junio	58.203	S/. 605.28	316.446	S/. 3,557.17	243.795	S/. 2,342.92
Julio	82.307	S/. 812.27	294.614	S/. 3,165.03	273.120	S/. 2,560.08
Agosto	82.320	S/. 834.58	248.623	S/. 2,763.12	271.827	S/. 2,666.94
Septiembre	145.503	S/. 1,580.62	283.465	S/. 3,339.22	338.254	S/. 3,319.84
Octubre	176.962	S/. 1,883.41	376.585	S/. 4,366.41	657.643	S/. 6,338.28
Noviembre	213.175	S/. 2,205.49	273.043	S/. 3,093.79	855.941	S/. 8,186.59
Diciembre	243.717	S/. 2,590.23	279.781	S/. 3,251.96	674.483	S/. 7,001.53
Enero	124.433	S/. 1,460.90	259.752	S/. 3,354.71	451.375	S/. 5,088.27

Mes	Gasolina 95 Octanos	Gasolina 97 Octanos	Diésel 2



	Galones	Soles	Galones	Soles	Galones	Soles	Total Galones	Soles
Septiembre	145.503	S/. 1,580.62	283.465	S/. 3,339.22	338.254	S/. 3,319.84	767.222	S/. 8,239.68
Octubre	176.962	S/. 1,883.41	376.585	S/. 4,366.41	657.643	S/. 6,338.28	1211.190	S/. 12,588.10
Noviembre	213.175	S/. 2,205.49	273.043	S/. 3,093.79	855.941	S/. 8,186.59	1342.159	S/. 13,485.87
Diciembre	243.717	S/. 2,590.23	279.781	S/. 3,251.96	674.483	S/. 7,001.53	1197.981	S/. 12,843.72
Enero	124.433	S/. 1,460.90	259.752	S/. 3,354.71	451.375	S/. 5,088.27	835.560	S/. 9,903.88

GASOHOL 97					
COMPROBACION	31 DIC.	7-Jan	14-Jan	21-Jan	28-Jan
Po	10.4963	10.7385	10.8914	11.159	11.7835
Va	10.7385	10.8914	11.1590	11.7835	11.9746
Fise	0.0801	0.0801	0.0801	0.0801	0.0801
Precio Imp. + Fise	10.818600	10.971500	11.2391	11.8636	12.0547
K (coeficiente)	1.022900	1.0142	1.024390	1.0556	1.0161
Pa	12.2997	12.4748	12.7791	13.4891	13.7064
REDONDEO	12.30	12.47	12.78	13.49	13.71

DIESEL B5 S50					
COMPROBACION	31-Dec	7-Jan	14-Jan	21-Jan	28 emerg
Po	10.3486	10.5374	10.6554	10.7262	11.1038
Va	10.5374	10.6554	10.7262	11.1038	11.2454
Fise	0.0801	0.0801	0.0801	0.0801	0.0801
Precio Imp. + Fise	10.6175	10.7355	10.8063	11.1839	11.3255
K (coeficiente)	1.0181	1.0111	1.0066	1.0349	1.0127
Pa	10.9554	11.0772	11.1502	11.5398	11.6859
REDONDEO	10.9554	11.077155	11.15020853	11.5398256	11.68593197

FORMULA	31-Dec	7-Jan	14-Jan	21-Jan	28-Jan
Po					
Va	10.4836	10.6493	10.9296	11.5668	11.7580
FISE	0.08557	0.08557	0.08607	0.08557	0.08557
Precio Imp.	10.5692	10.7349	11.0157	11.6524	11.8436
K (coeficiente)	1.02.34	1.0157	1.0262	1.0578	1.0164
Pa	11.2595	11.4360	11.7352	12.4134	12.6171
	11.26	11.44	11.74	12.41	12.62

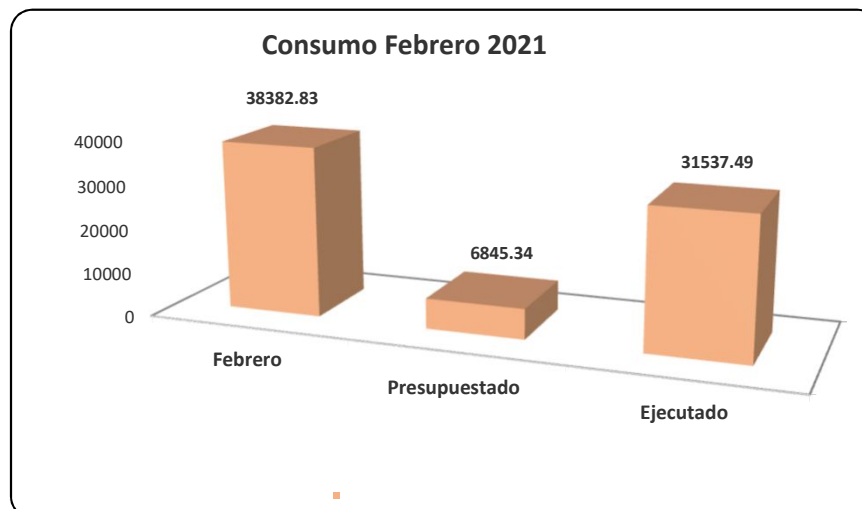
"Comparativo Consumo de Combustible Enero - Febrero 2021"

Local: Sede Central								
Mes	Gasolina 95 Octanos		Gasolina 97 Octanos		Gasolina 90 Octanos		Diésel 2	
	Galones	Soles	Galones	Soles	Galones	Soles	Galones	Soles
Febrero	37.281	S/. 474.91	240.884	S/. 3,340.88	0.000	S/. 0.00	250.740	S/. 3,029.55

Febrero		
Presupuestado	S/. 38,382.83	100%
Ejecutado	S/. 6,845.34	17.8%
Saldo	S/. 31,537.49	82.2%

Enero		
Presupuestado	S/. 38,382.83	100%
Ejecutado	S/. 9,903.88	25.8%
Saldo	S/. 28,478.95	74.2%

PRECIOS COMBUSTIBLES			
Fecha	95 Octanos	97 Octanos	Diésel
28-Jan	S/. 12.62	S/. 13.71	S/. 11.69
4-Feb	S/. 12.69	S/. 13.78	S/. 11.72
11-Feb	S/. 12.81	S/. 13.91	S/. 11.92
18-Feb	S/. 0.00	S/. 0.00	S/. 12.25
25-Feb	S/. 13.03	S/. 14.14	S/. 12.57



Mes	Gasolina 95 Octanos		Gasolina 97 Octanos		Diésel 2		Total Galones	Soles
	Galones	Soles	Galones	Soles	Galones	Soles		
Jan-20	487.610	S/. 6,378.75	341.383	S/. 4,690.99	658.520	S/. 11,914.31	1487.513	S/. 22,984.05
Feb-20	494.917	S/. 6,233.31	384.35	S/. 5,024.09	1174.699	S/. 14,636.75	2053.966	S/. 25,894.15
Mar-20	271.309	S/. 3,328.59	383.679	S/. 4,842.15	609.373	S/. 7,299.88	1264.361	S/. 15,470.62
Apr-20	100.263	S/. 1,158.96	222.193	S/. 2,627.94	333.471	S/. 3,862.37	655.927	S/. 7,649.27
May-20	16.379	S/. 184.59	245.491	S/. 2,879.61	318.034	S/. 3,296.95	579.904	S/. 6,361.15
Jun-20	58.203	S/. 605.28	316.446	S/. 3,557.17	243.795	S/. 2,342.92	618.444	S/. 6,505.37
Jul-20	82.307	S/. 812.27	294.614	S/. 3,165.03	273.120	S/. 2,560.08	650.041	S/. 6,537.38
Aug-20	82.320	S/. 834.58	248.623	S/. 2,763.12	271.827	S/. 2,666.94	602.770	S/. 6,264.64
Sep-20	145.503	S/. 1,580.62	283.465	S/. 3,339.22	338.254	S/. 3,319.84	767.222	S/. 8,239.68
Oct-20	176.962	S/. 1,883.41	376.585	S/. 4,366.41	657.643	S/. 6,338.28	1211.190	S/. 12,588.10
Nov-20	213.175	S/. 2,205.49	273.043	S/. 3,093.79	855.941	S/. 8,186.59	1342.159	S/. 13,485.87
Dec-20	243.717	S/. 2,590.23	279.781	S/. 3,251.96	674.483	S/. 7,001.53	1197.981	S/. 12,843.72
Jan-21	124.433	S/. 1,460.90	259.752	S/. 3,354.71	451.375	S/. 5,088.27	835.560	S/. 9,903.88
Feb-21	37.281	S/. 474.91	240.884	S/. 3,340.88	250.740	S/. 3,029.55	528.905	S/. 6,845.34

ANEXO N° 02

"Comparativo Consumo de Combustible Enero - Febrero 2021"

Mes	Gasolina 95 Octanos		Gasolina 97 Octanos		Gasolina 90 Octanos		Diésel 2	
	Galones	Soles	Galones	Soles	Galones	Soles	Galones	Soles
Marzo	135.220	S/. 1,824.63	358.094	S/. 5,226.49	0.000	S/. 0.00	448.702	S/. 5,718.37

Marzo

Presupuesta	S/. 38,382.83	100%
Ejecutado	S/. 12,769.49	33.3%
Saldo	S/. 25,613.34	66.7%

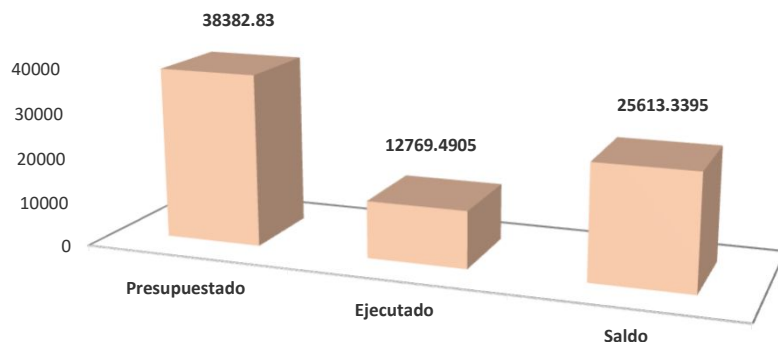
Febrero

Presupuesta	S/. 38,382.83	100%
Ejecutado	S/. 6,845.34	17.8%
Saldo	S/. 31,537.49	82.2%

VARIACION DE PRECIOS COMBUSTIBLES

Fecha	95 Octanos	97 Octanos	Diésel
25-Feb	S/. 13.03	S/. 14.14	S/. 12.57
4-Mar	S/. 13.66	S/. 14.71	S/. 12.98
11-Mar	S/. 14.05	S/. 15.14	S/. 13.18
18-Mar	S/. 13.31	S/. 14.36	S/. 12.53
27-Mar	S/. 13.46	S/. 14.52	S/. 12.66

Consumo Marzo 2021



Mes	Gasolina 95 Octanos		Gasolina 97 Octanos		Diésel 2		Total Galones	Soles
	Galones	Soles	Galones	Soles	Galones	Soles		
Jan-20	487.610	S/. 6,378.75	341.383	S/. 4,690.99	658.520	S/. 11,914.31	1487.513	S/. 22,984.05
Feb-20	494.917	S/. 6,233.31	384.35	S/. 5,024.09	1174.699	S/. 14,636.75	2053.966	S/. 25,894.15
Mar-20	271.309	S/. 3,328.59	383.679	S/. 4,842.15	609.373	S/. 7,299.88	1264.361	S/. 15,470.62
Apr-20	100.263	S/. 1,158.96	222.193	S/. 2,627.94	333.471	S/. 3,862.37	655.927	S/. 7,649.27
May-20	16.379	S/. 184.59	245.491	S/. 2,879.61	318.034	S/. 3,296.95	579.904	S/. 6,361.15
Jun-20	58.203	S/. 605.28	316.446	S/. 3,557.17	243.795	S/. 2,342.92	618.444	S/. 6,505.37
Jul-20	82.307	S/. 812.27	294.614	S/. 3,165.03	273.120	S/. 2,560.08	650.041	S/. 6,537.38
Aug-20	82.320	S/. 834.58	248.623	S/. 2,763.12	271.827	S/. 2,666.94	602.770	S/. 6,264.64
Sep-20	145.503	S/. 1,580.62	283.465	S/. 3,339.22	338.254	S/. 3,319.84	767.222	S/. 8,239.68
Oct-20	176.962	S/. 1,883.41	376.585	S/. 4,366.41	657.643	S/. 6,338.28	1211.190	S/. 12,588.10
Nov-20	213.175	S/. 2,205.49	273.043	S/. 3,093.79	855.941	S/. 8,186.59	1342.159	S/. 13,485.87
Dec-20	243.717	S/. 2,590.23	279.781	S/. 3,251.96	674.483	S/. 7,001.53	1197.981	S/. 12,843.72
Jan-21	124.433	S/. 1,460.90	259.752	S/. 3,354.71	451.375	S/. 5,088.27	835.560	S/. 9,903.88
Feb-21	37.281	S/. 474.91	240.884	S/. 3,340.88	250.740	S/. 3,029.55	528.905	S/. 6,845.34



PERÚ

Ministerio
de Educación

Secretaría General

Oficina General
de Administración

Oficina de Logística



BICENTENARIO
PERÚ 2021

Mar-21	135.220	S/. 1,824.63	358.094	S/. 5,226.49	448.702	S/. 5,718.37	942.016	S/. 12,769.49
---------------	----------------	---------------------	----------------	---------------------	----------------	---------------------	----------------	----------------------