

### Consumo de Combustible - III Trimestre 2015

Local: Sede Central

Mes	Gasolina 97 Octanos		Gasolina 95 Octanos		Gasolina 90 Octanos		Diésel 2	
	Galones	Soles	Galones	Soles	Galones	Soles	Galones	Soles
JULIO - 15	650.58	S/. 9,827.04	0	S/. 0.00	371.09	S/. 4,242.71	1565.57	S/. 14,312.66

jul-15

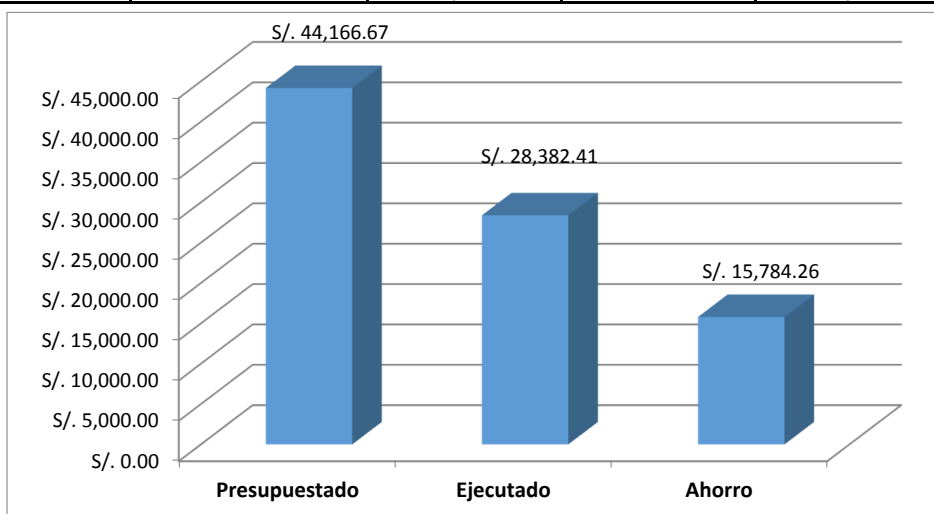
Presupuestado	S/. 44,166.67	100%
Ejecutado	S/. 28,382.41	64.3%
Ahorro	S/. 15,784.26	35.7%

jun-15

Presupuestado	S/. 44,166.67	100%
Ejecutado	S/. 29,547.47	66.9%
Exceso	S/. 14,619.20	33.1%

#### VARIACIONE DE PRECIOS COMBUSTIBLES

Fecha	97 Octanos	90 Octanos	Diésel
24/06/2015	15.050	11.413	0
15/07/2015	15.189865	11.47715283	9.14213459
22/07/2015	15.151765	11.42625283	
24-jun	15.050	11.413	



97		90		d2	
Galones	S/. Nuevos soles	Galones	S/. Nuevos soles	Galones	S/. Nuevos soles
481.358	S/. 4,859.56	643.779	S/. 5,240.95	1415.654	S/. 13,553.07
73.584	S/. 885.04	83.986	S/. 749.71	272.936	S/. 2,606.71
565.438	S/. 6,965.06	662.231	S/. 6,308.73	1658.919	S/. 15,149.97
655.070	S/. 8,846.38	727.579	S/. 7,931.30	1752.850	S/. 16,007.81
775.080	S/. 10,288.73	502.840	S/. 5,241.32	1805.960	S/. 16,492.78
641.264	S/. 9,016.82	416.385	S/. 4,564.39	2038.922	S/. 18,640.10
628.140	S/. 9,270.42	365.070	S/. 4,111.45	1768.250	S/. 16,165.60



### Consumo de Combustible - III Trimestre 2015

**Local: Sede Central**

650.580	S/.9,827.04	371.090	S/.4,242.71	1565.570	S/.14,312.66
669.610	S/.10,024.48	486.190	S/.5,500.65	1677.060	S/.15,331.92

Fecha	97 Octanos	90 Octanos	Diesel
10/12/2014	13.658465	10.79955283	10.6293346
25/12/2014	0	0	10.6293346
11/01/2015	0	0	9.62663459
14/01/2015	12.027665	8.92665283	0
30/01/2015	0	9.13243459	0
04/02/2015	0	9.08135283	0
11/02/2015	12.284765	9.54055283	0
17/02/2015	12.641765	9.98675283	0
24/02/2015	12.756565	10.13975283	0
03/03/2015	13.355665	10.50945283	0
10/03/2015	13.636165	10.78995283	0
27/03/2015	13.380665	10.53445283	0
08/04/2015	13.189965	10.34375283	0
21/04/2015	13.343765	10.44655283	0
29/04/2015	13.534765	10.58665283	0
01/05/2015	13.544465	10.59635283	9.14213459
06/05/2015	13.991065	10.85185283	0
14/05/2015	14.156865	10.97945283	0
20/05/2015	0	11.08155283	0
27/05/2015	14.373665	11.19625283	0
03/06/2015	14.54865	0	9.14213459
10/06/2015	14.743165	0	0
17/06/2015	14.947265	11.36205283	0
24/06/2015	15.049665	11.41345283	0
15/07/2015	15.189865	11.47715283	9.14213459
22/07/2015	15.151765	11.42625283	
12/08/2015	14.936065	11.35075283	9.14213459
28/08/2015	14.555365	10.97005283	

### Consumo de Combustible - III Trimestre 2015

**Local: Sede Central**

02/09/2015	14.363365	10.84175283	
09/09/2015	14.133365	10.66275283	
25/09/2015	14.069665	10.59905283	
			0

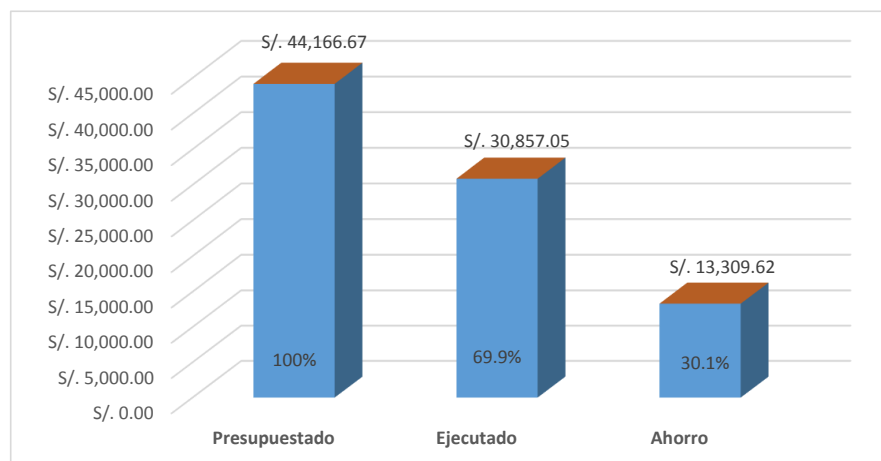
Mes	Gasolina 97 Octanos		Gasolina 95 Octanos		Gasolina 90 Octanos		Diésel 2	
	Galones	Soles	Galones	Soles	Galones	Soles	Galones	Soles
AGOSTO - 2015	669.61	S/. 10,024.48	0	S/. 0.00	486.19	S/. 5,500.65	1677.05	S/. 15,331.92

**ago-15**

Presupuestado	S/. 44,166.67	100%
Ejecutado	S/. 30,857.05	69.9%
Ahorro	S/. 13,309.62	30.1%

**jul-15**

Presupuestado	S/. 44,166.67	100%
Ejecutado	S/. 28,382.41	64.3%
Exceso	S/. 15,784.26	35.7%


**VARIACIONE DE PRECIOS COMBUSTIBLES**

Fecha	97 Octanos	90 Octanos	Diésel
22/07/2015	15.151765	11.42625283	
12/08/2015	14.936065	11.35075283	9.14213459
28/08/2015	14.555365	10.97005283	

Contrato	Mes	97		90		d2		
		Galones	S/. Nuevos soles	Galones	S/. Nuevos soles	Galones	S/. Nuevos soles	
519	agosto	669.610	S/.10,024.48	486.190	S/.5,500.65	1677.060	S/.15,331.92	S/.30,857.05



PERÚ

Ministerio  
de Educación

## Consumo de Combustible - III Trimestre 2015

### Local: Sede Central

Fecha	97 Octanos	90 Octanos	Diesel
10/12/2014	13.658465	10.79955283	10.6293346
25/12/2014	0	0	10.6293346
11/01/2015	0	0	9.62663459
14/01/2015	12.027665	8.92665283	0
30/01/2015	0	9.13243459	0
04/02/2015	0	9.08135283	0
11/02/2015	12.284765	9.54055283	0
17/02/2015	12.641765	9.98675283	0
24/02/2015	12.756565	10.13975283	0
03/03/2015	13.355665	10.50945283	0
10/03/2015	13.636165	10.78995283	0
27/03/2015	13.380665	10.53445283	0
08/04/2015	13.189965	10.34375283	0
21/04/2015	13.343765	10.44655283	0
29/04/2015	13.534765	10.58665283	0
01/05/2015	13.544465	10.59635283	9.14213459
06/05/2015	13.991065	10.85185283	0
14/05/2015	14.156865	10.97945283	0
20/05/2015	0	11.08155283	0
27/05/2015	14.373665	11.19625283	0
03/06/2015	14.54865	0	9.14213459
10/06/2015	14.743165	0	0
17/06/2015	14.947265	11.36205283	0
24/06/2015	15.049665	11.41345283	0
15/07/2015	15.189865	11.47715283	9.14213459
22/07/2015	15.151765	11.42625283	
12/08/2015	14.936065	11.35075283	9.14213459
28/08/2015	14.555365	10.97005283	
02/09/2015	14.363365	10.84175283	
09/09/2015	14.133365	10.66275283	
25/09/2015	14.069665	10.59905283	

### Consumo de Combustible - III Trimestre 2015

**Local: Sede Central**

			0
--	--	--	---

Mes	Gasolina 97 Octanos		Gasolina 95 Octanos		Gasolina 90 Octanos		Diésel 2	
	Galones	Soles	Galones	Soles	Galones	Soles	Galones	Soles
SETIEMBRE - 15	704.354	S/. 9,999.75	0	S/. 0.00	521.464	S/. 5,581.65	1640.277	S/. 14,995.63

**sep-15**

<b>Presupuestado</b>	S/. 44,166.67	100%
<b>Ejecutado</b>	S/. 30,577.04	69.2%
<b>Ahorro</b>	S/. 13,589.63	30.8%

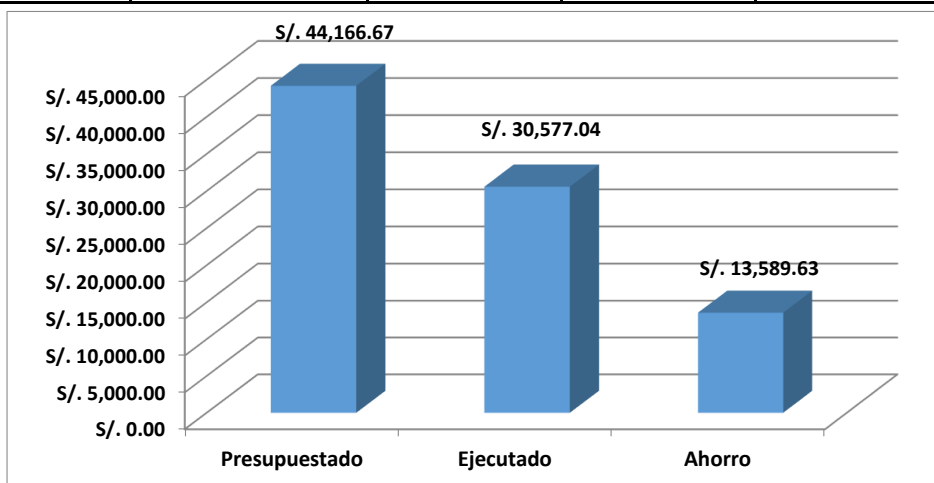
**ago-15**

<b>Presupuestado</b>	S/. 44,166.67	100%
<b>Ejecutado</b>	S/. 30,857.05	69.9%
<b>Exceso</b>	S/. 13,309.62	30.1%

**VARIACIONE DE PRECIOS COMBUSTIBLES**

Fecha	97 Octanos	90 Octanos	Diésel
28/08/2015	14.555365	10.97005283	
02/09/2015	14.363365	10.84175283	
09/09/2015	14.133365	10.66275283	
25/09/2015	14.069665	10.59905283	

Fecha	97 Octanos	90 Octanos	Diesel
10/12/2014	13.658465	10.79955283	10.6293346
25/12/2014	0	0	10.6293346
11/01/2015	0	0	9.62663459
14/01/2015	12.027665	8.92665283	0
30/01/2015	0	9.13243459	0
04/02/2015	0	9.08135283	0
11/02/2015	12.284765	9.54055283	0
17/02/2015	12.641765	9.98675283	0





PERÚ

Ministerio  
de Educación

### Consumo de Combustible - III Trimestre 2015

#### Local: Sede Central

24/02/2015	12.756565	10.13975283	0
03/03/2015	13.355665	10.50945283	0
10/03/2015	13.636165	10.78995283	0
27/03/2015	13.380665	10.53445283	0
08/04/2015	13.189965	10.34375283	0
21/04/2015	13.343765	10.44655283	0
29/04/2015	13.534765	10.58665283	0
01/05/2015	13.544465	10.59635283	9.14213459
06/05/2015	13.991065	10.85185283	0
14/05/2015	14.156865	10.97945283	0
20/05/2015	0	11.08155283	0
27/05/2015	14.373665	11.19625283	0
03/06/2015	14.54865	0	9.14213459
10/06/2015	14.743165	0	0
17/06/2015	14.947265	11.36205283	0
24/06/2015	15.049665	11.41345283	0
15/07/2015	15.189865	11.47715283	9.14213459
22/07/2015	15.151765	11.42625283	
12/08/2015	14.936065	11.35075283	9.14213459
28/08/2015	14.555365	10.97005283	
02/09/2015	14.363365	10.84175283	
09/09/2015	14.133365	10.66275283	
25/09/2015	14.069665	10.59905283	
			0