





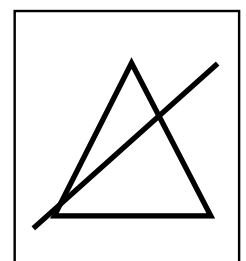
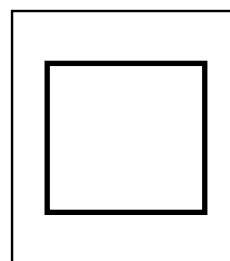
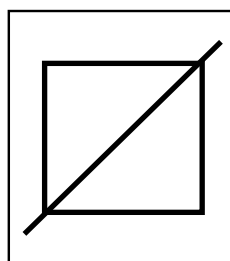
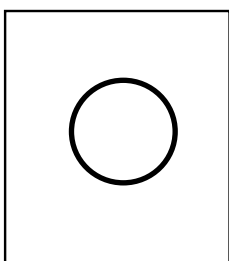

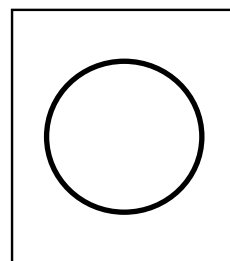
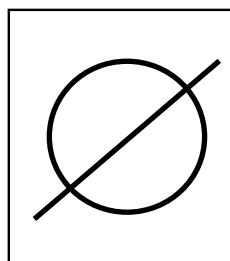
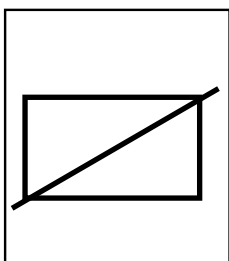
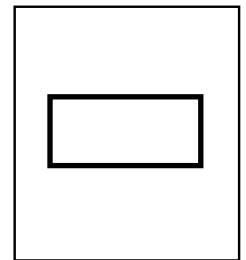
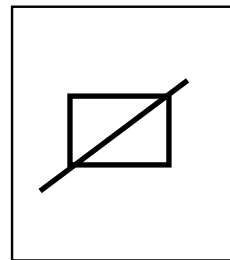
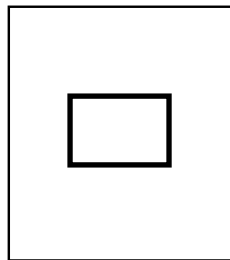



**FICHA**  
**Sesión 1 matemática**  
**SEGUNDO GRADO**



**TARJETAS DE ATRIBUTOS (FORMAS Y TAMAÑOS) PARA EL JUEGO**



## CONSIGNAS PARA PREPARAR LOS SOBRES CON LAS TARJETAS DE ATRIBUTOS

Sobre N° 1: Triángulo grande - círculo grande - azul.

Sobre N° 2: No rojo - no cuadrado pequeño.

Sobre N° 3: Triángulo grande - no amarillo - no azul.

Sobre N° 4: Azul - no cuadrado grande - no rectángulo pequeño.

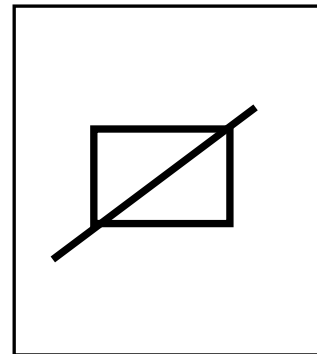

Sobre N° 5: Triángulo pequeño - amarillo - rojo.

Sobre N° 6: No rojo - no azul - círculo grande - círculo pequeño.

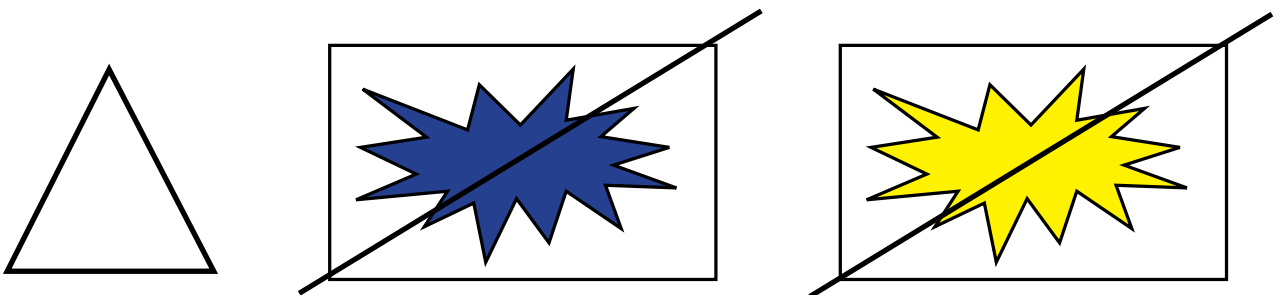
Sesión N° 7 No círculo pequeño - no cuadrado pequeño - no amarillo.

Sesión N° 8 No azul- no rojo – no triángulo grande.

Ejemplo de contenido de los sobres:



Tarjetas del sobre N° 2



Tarjetas del sobre N° 3